

MEET WITH AMAZING HOME

Design Selection

In 2018, Shangpin served over 800,000 families
and made over 2 million design projects.
Today we elaborately select 276 outstanding projects
and combine them into this Amazing Home Brochure.
Let's meet your lovely home which is adopted with the good design.

FAMILY STORY

×

DECORATION IDEA

×

PARTIAL RENOVATION

尚品宅配
Shangpin

Stock Code:
300616

About Amazing Home

We record and share the good design that serve the common people's life.

We dedicate to bring life inspirations to hundreds of thousands families.

First published in 2016.

In 2018, "Meet with Amazing Home" sold over 100,000.

There are 12,622 designers share their designs,
and 10,680,000 families find their home inspiration here.

This is "Amazing Home Platform".

Demonstrate with the extreme intimate design,
we invite you to meet with your amazing home.





Taking millions of families as study subjects
Through systematic analysis of people's life cycles

We develop different house models according to people's different life stages

FAMILY STORY

000

- 001 If a 50m² property is designed like this, no space will be wasted
- 003 Renovation story for the 120m² three-story duplex which is built in 1989
- 007 The living room design which is welcomed by kids

DECORATION IDEA

009

- 011 Don't wait till you have children to find out how unreasonable design your home is

LIVING ROOM & DINING ROOM

019

- 021 Which kind of living room would be your best fit?
- 031 Entryway cabinets should be designed like this in order to have a better view
- 041 How to design an organized dining space?

BEDROOM

049

- 051 Ways to store things in bedroom!

KID'S ROOM

057

- 059 My Secret Base
- 061 Study With Your Kids
- 063 Princess Room
- 065 Walk-in Closet

KITCHEN

073

- 075 Kitchen Evolution

PARTIAL RENOVATION

083

- 085 Tatami, 12 creative styles that you may not know
- 091 Apartment for single
- 097 How to create a high efficient and comfortable area while working at home?
- 103 How to customize the balcony? Here are some inspirations for you!



FAMILY STORY

< Family Story >

If a 50m² property is designed like this,
no space will be wasted



Designer: Jiaxin Li

Design concept: Her designs are trusted and fond by customer, taking the unnecessary elements out of the design so as to maintain the simplicity.

Customer profile

Residential information: Hainan Province, Mrs. Zhou

Number of family members: 4

Floor plan: big open space

Area: about 50m²

Space requirements

- Strong storage capability due to plenty of children's stuff but small house.
- Prefer the enclosed storage units to keep space neat and clean.
- A big dining table is required because dining room would be children's study area too.
- Reserve the leisure area, although it is a small house.



< Family Story >

Renovation story for the 120m² three-story duplex which is built in 1989

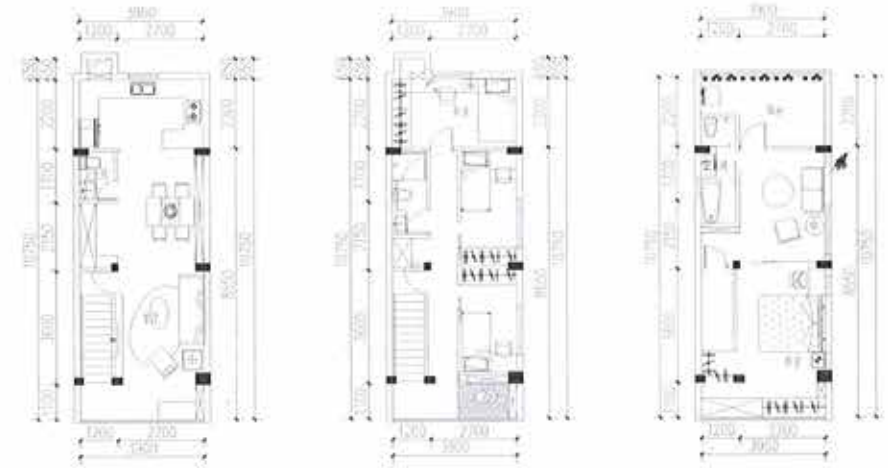


Designer: Zechang Dong

Only the designers who fully understand and observe the life style in detail, can they combine and deliver the emotional and rational thoughts in home design. Zechang Dong is this kind of designer.

Customer profile

Residential information: Guangzhou, Miss Lee
Number of family members: 6
Floor plan: 30 years old of 120m² three-story duplex
Area: about 120m²



Space requirement

- Prefer modern style.
- Since master room is relatively small but plenty of clothes need to be stored, customer pays great attention to storage capability.
- Hope to have a bar counter.
- Prefer open kitchen design which encourages interaction between kitchen and dining room.



3rd floor is leave for Mrs. Lee and her husband. In order to enlarge the bedroom and introduce better sun light, we break the wall in-between the bedroom and balcony. L-shaped wardrobe is designed in this area for storing Mrs Lee's clothes. Besides the wardrobe, the short cabinet is used as a partition between cloakroom and sleeping area.

The living room design which is welcomed by kids



Designer: Donglin Zhang

Donglin believes that the exclusive design which is tailored to customers' needs can bring the most satisfaction. Consequently, he always research every family's lifestyle before starts doing the design.

Customer profile

Residential information: Henan, Mr. Wang

Number of family members: 3

Floor plan: 2 bedroom apartment

Area: 94m²

Space requirement

- Nordic style with bright colors and lively room space.
- Require strong storage capability.
- Customized bund bed in kid's room.



Mr. Wang has a lively son. He wants to leave more playing area for the child. Therefore, designer break the wall and connect the study room and living room for a bigger space, which brings better interaction between two spaces. The customized cabinet in study room can not only be a bookshelf but a storage supplement for living room.

DECORATION IDEA

A woman with dark hair, wearing a beige blazer over a blue shirt, is seated at a wooden table. She is holding a white pen and pointing at a tablet computer. The tablet screen displays a collection of interior design images, including room renderings and architectural details. On the table, there are several wooden planks of different finishes, a stack of color swatches, and some papers. The scene is brightly lit, suggesting a professional or creative workspace.

Don't wait till you have children to find out
how unreasonable design your home is

....



LIVING ROOM

DINING ROOM

BED ROOM

KID'S ROOM



LIVING ROOM

For families with kids, the living room is where the children spend most of their time, and it becomes their playground. The huge cocktail table is not suitable for this space as it is taking too much space.

Small round cocktail table is recommended



■ When the space in front of the sofa needs to be a place for children to play, the cocktail table can be easily moved to the side of the sofa to make room for children to play.

Exclusive storage area for kids



- The dining cabinet is divided into the storage and operating areas. The left side storage area is for storing baby bottle, kettle and other commonly used items.

Customize a dining cabinet with reasonable storage function

DINING ROOM



Space Remake TIPS



- Dining cabinets with strong storage capacity is specifically developed for families with kids.



It could hold six pairs of kids' shoes

- You may also choose to customize a shoe cabinet just for your kids.

BEDROOM

Creative designed wardrobes

The nightstand is not a must in a bedroom especially for families with kids, since baby cot could take the place of nightstand.



Access to proposal by scan QR code



Access to proposal by scan QR code

Take advantage of window seats to increase storage space



KID'S ROOM

Multifunctional kid's room

If baby is too little to use the room, it could be designed for storage or study room instead.



- Due to tatami's high storage capacity, it could store many different things. Additionally, if you lower down the middle panel, it becomes as a flat surface which could be used as a bed.



Access to proposal by scan QR code



- Take advantage of the space left by bay window, and place the bed right beside it, which could increase the width of the bed from 1.2m to 1.8m.

- You may choose to not install a bed while your child is little, which leaves more rooms for him/her to play.



Access to proposal by scan QR code



LIVING ROOM & DINING ROOM



Living Room. _____

Which kind of living room would be your best fit?



Have you ever thought about what kind of living room would be fit for you?

- An unique person certainly needs an unique living room;
- Compare to watching TV, I prefer reading books in the living room;
- I hope that I could spend time watching movies with my families every weekend;
- As a foodie, I always host parties at home, and a large dining area is needed.



Access to proposal by scan QR code

Different style for living & dining room

MODERN STYLE



Access to proposal by scan QR code



NORDIC STYLE



Access to proposal by scan QR code



CHINESE STYLE



Access to proposal by scan QR code





AMERICAN STYLE



EUROPEAN STYLE



Living room of library style

Create the enjoyment of reading

For people who like reading books, it is important to have books available around them. The areas where the back side or side of the sofa could be designed with customized bookshelves for better use.



Access to proposal by scan QR code



Access to proposal by scan QR code

Home theater style living room



≧ The projector screen is installed in front of the cabinets and the blackboard on the roof, so that the space could be considered as a "movie theater" when you roll the screen down or a regular living room while you rolling it up.



Access to proposal by scan QR code



Access to proposal by scan QR code

Open concept living room



Having meals in this delightful open kitchen environment is a special way to treat guests.



Instead of the regular chairs, space utilization is significantly improved with built-in kitchen seating.



Porch. _____

Entryway cabinets should be designed like this in order to have a better view



Imagine when you come back from work that you may put down keys and bags, take off shoes and hang clothes on the hook. With all those details, you should have an idea of how to design the entryway cabinets.

Shoe cabinet customization

Due to shoes' heights varies from one and another, it's recommended to have a customized shoe cabinet.

And please leave the shelves movable inside the cabinet so they can be adjusted according to shoes' height.



Full wall shoe cabinet

This full wall shoe cabinet would be a great choice for a big family, which needs more storage rooms for shoes.



Access to proposal by scan QR code

Suspended shoe cabinet

This shoe cabinet is designed hanging on the wall, which leaves storage room for shoes to hide keeping the entryway in a good appearance.



Maximize space utilization

The corner shoe cabinet utilized the wall space, and it is designed to connect with dining cabinet on the right side which makes our entryway a delightful view.



Access to proposal by scan QR code



A mirror here

The mirror could be placed on the opposite side of the shoe cabinet. With drawers on the shoe cabinet, you may store keys, receipts, and electricity bills etc.



Access to proposal by scan QR code

Replace the door of the shoe cabinet with a mirror door

In the entrance area, the door of the shoe cabinet could be replaced with a mirror door, which is more convenient for people to dress up.





Folding stool



Open designed shoe cabinet is convenient for taking shoes



To store rarely used items



For daily use items




To store shoes in different sizes and heights



Adjustable shelves



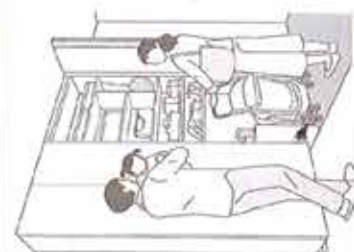
For children



For sports items and other stuff



For folding umbrellas and socks



For folding baby carriage and umbrella



Sideboard Cabinet.

How to design an organized dining space?



The families without a dining cabinet, always put objects on the table. A dining cabinet will solve the problem for storage. It's very helpful to customize a dining cabinet that fits your needs.

Maximize the storage capacity for a dining cabinet



For people obsessive about cleanliness, who will not allow any disorder on top surface. They like all things in order, clean and tidy.

Store all sundries

Reserve a place for refrigerator





Access to proposal by scan QR code



T shape dining cabinet

It's easy and convenient to reach objects in cabinet with the dining table sits right next to dining cabinet.



Reserve a place for small electrical appliances



Access to proposal by scan QR code



Access to proposal by scan QR code

Dining cabinet for small house

Compared with large house, a smaller dining area requires more storage room, so that reasonable design is necessary, every centimeter of space shall be utilized.



Corner cabinet bench



Access to proposal by scan QR code



Customization for unique space

Only customization could utilize the small and unique space. Shoe cabinet, dining cabinet, and built-in seating are all in one area, which significantly increase the space utilization.



Access to proposal by scan QR code



Full wall storage cabinet



Make the table invisible

Pull-out table is perfectly matched with dining cabinet. There will be a dining area if you slightly pull out the table.

Side cabinet design for family having a baby of 0-3 years old.



Tableware for baby

Sensor light

Mini fridge

Drinking water

R30



Raised panel frame prevent items from falling, round corner design for safety concerns.

Worktop available for daily needs, to place and operate electrical appliances.

Operational worktop

Drawer for storage

Sideboard Cabinet.

How to design an organized dining space?



The families without a dining cabinet, always put objects on the table. A dining cabinet will solve the problem for storage. It's very helpful to customize a dining cabinet that fits your needs.

Maximize the storage capacity for a dining cabinet



For people obsessive about cleanliness, who will not allow any disorder on top surface. They like all things in order, clean and tidy.

Store all sundries

Reserve a place for refrigerator





Access to proposal by scan QR code



T shape dining cabinet

It's easy and convenient to reach objects in cabinet with the dining table sits right next to dining cabinet.



Reserve a place for small electrical appliances



Access to proposal by scan QR code



Access to proposal by scan QR code

Dining cabinet for small house

Compared with large house, a smaller dining area requires more storage room, so that reasonable design is necessary, every centimeter of space shall be utilized.



Corner cabinet bench



Access to proposal by scan QR code



Customization for unique space

Only customization could utilize the small and unique space. Shoe cabinet, dining cabinet, and built-in seating are all in one area, which significantly increase the space utilization.



Access to proposal by scan QR code



Full wall storage cabinet



Make the table invisible

Pull-out table is perfectly matched with dining cabinet. There will be a dining area if you slightly pull out the table.

Side cabinet design for family having a baby of 0-3 years old.



Tableware for baby

Sensor light

Mini fridge

Drinking water



R30



Raised panel frame prevent items from falling, round corner design for safety concerns.

Worktop available for daily needs, to place and operate electrical appliances.

Operational worktop

Drawer for storage



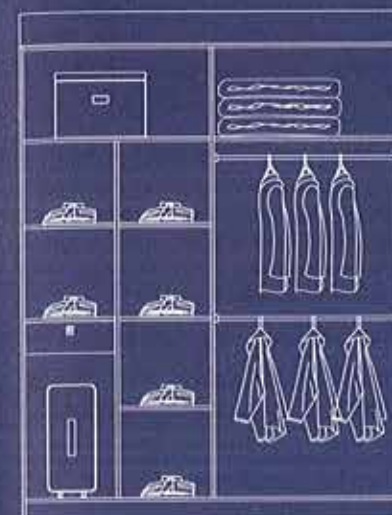
BEDROOM

Ways to store things in bedroom!



How to solve the problems of storage?

- 1: No walk-in closet, how to store more stuff in bedroom?
- 2: How to find out what you need among all those items?
- 3: How to divide the interior space of wardrobe reasonably?
- 4: What are the key factors to consider for storage?



First of all,
you need to choose the right
wardrobe!

Normal wardrobe

It only meets the needs for storing clothes without providing a proper assortment, which may be hard to find the items you need.

VS

Lifestyle wardrobe

Everything is arranged accordingly, it's both beautifully designed and supremely functional.

Seasonal area

Seasonal area

Hanging area

Folding area

For underwear

For kids

For secrets



Seasonal area
for kids

Hanging space
for female

Hanging space
for male

WIN

How to divide the interior space of wardrobe reasonably?



It's possible for us to assume that the bigger the wardrobe is, the larger storage room it gets.



Three door wardrobe upgrades to two door wardrobe with a creative wall cabinet

Compared to the normal wardrobe, this design is more functional and practical. And it can increase the space utilization by 53%.



For female:
An exclusive dressing area for hostess.



For kids:
A space to show his toys.



For workaholic:
One quiet working space for workaholic.



For elderly:
More convenient space for the elderly.



Lifestyle wardrobe "N+1"

One more design, one more possibility.
Scan to see your new lifestyle possibilities.

The bedroom window seat can be utilized in this way.



Enjoy leisure time

Nowadays, many families prefer bedroom window seat. Customizing a bedroom window seat not only provide the storage function but offer a leisure area.

Stronger storage capacity



Access to proposal by scan QR code



Every inch of space can be utilized

The dressing table could be extended to the bay window, which enlarge the usage area on the desk, and take advantage of that dead end.



Access to proposal by scan QR code



KID'S ROOM



My Secret Base

Shush! Come into my secret base.



■ Rotatable table allows parents to accompany the kids on study. In the spare time, kids can also play chess and draw with friends.




■ As children grow up, they all want to have their own entertainment area. With customized furniture satisfying their needs, they are able to learn and play in the same place.



Study With Your Kids

- The companionship of learning is a way to improve parent-child relationship. Customized furniture can set aside room for cultivating this companionship.



Rounded corner desk

- The spacious desktop is made into a corner desk along the bed, which provides the kids with exclusive learning environment, at the same time, it also leaves a place for parents to guide and accompany with kids.



Small apartments are suitable

- Loft bed with wardrobe is great way to save spaces in a room, which provides both sleeping and the storage area.





Princess Room

- Every girl is a princess in her parents' hearts. As a princess, who will certainly have more needs, including skirts, ornaments, books and many others. With a tailored customization furniture room for your girl, it can surely meet all kinds of her needs.



Dressing table + desk

- The combination of the dressing table and the bookshelf, can be used for both make up and study.

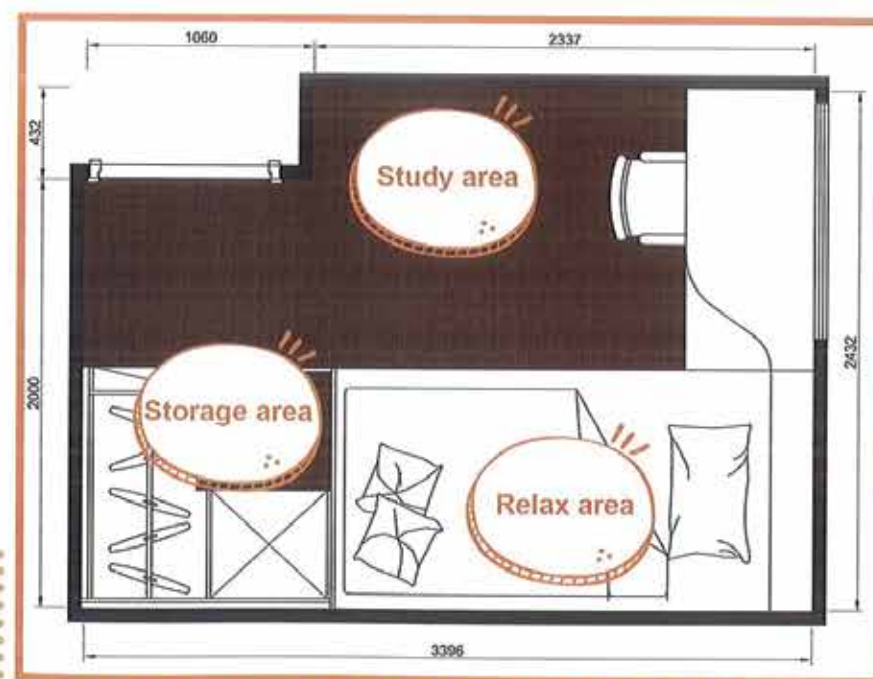




- Walk-in closet is a great design for a small room, which provides a large internal space and reasonable internal partitions.



Walk-in Closet



- Although there is only one children room, it would still be comfortable for two kids with the existing customized furniture.



Parallel twin beds, let kids grow up together

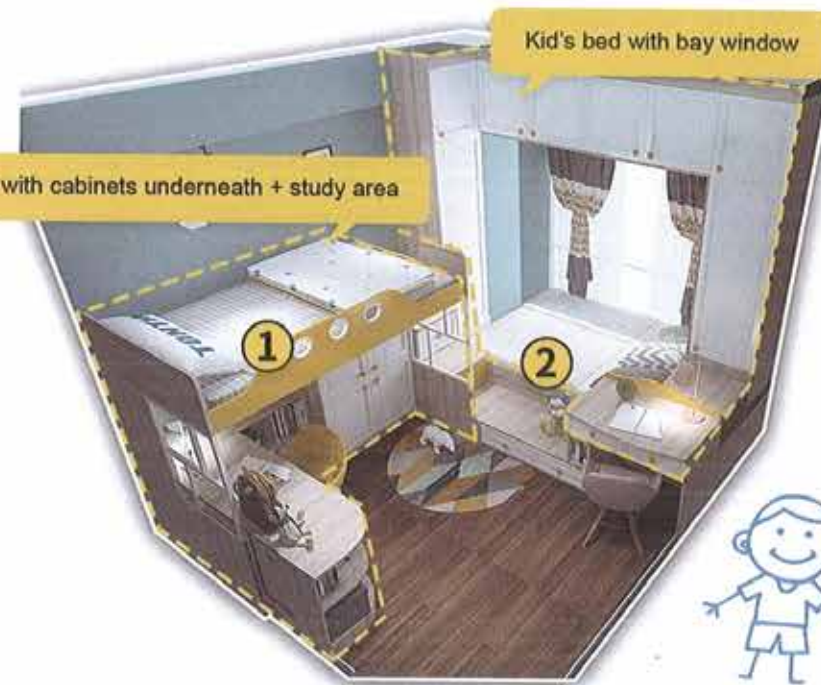


Access to proposal by scan QR code

Use partition to give children private space



Access to proposal by scan QR code



Kid's bed with bay window



The room is not big enough, you can still build a big bed by the bay window so that both kids can have their own space.

Creative loft



Access to proposal by scan QR code



■ Study area for two kids



Kids also have their own wardrobes



Access to proposal by scan QR code



Access to proposal by scan QR code

Semi-partitioned desk



The cabinet in the middle is used as a partition but also a storage room for both kids.

■ Vertical space utilization

Kids' room should not only be neat, but also leave enough playground for kids. Consequently, vertical space should be fully utilized to store more stuff so to leave enough space for kids.



Access to proposal by scan QR code



■ Utilize the space underneath the bed

If children's room is too small, loft bed with cabinets underneath is great way to save space and increase storage room.




Access to proposal by scan QR code

With a customized wardrobe, it can meet with all of your needs

Either desk, nightstand or wardrobe can be customized according to kids' different life stages.



KITCHEN



Traditional Kitchen (a decade ago)


1. Wall units are too high to reach;
2. Chimney hood is exposed and always greasy;
3. The operating area is too small and full of bottles and cans;
4. Base units are not classified and not suitable for dishes and plates;
5. Areas around the sink is always dirty;
6. Washing, chopping and cooking are not in a good working flow, which create messy in the kitchen.



Kitchen Evolution

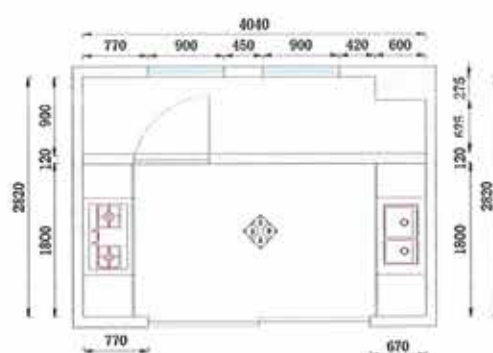
After a decade,
we redefine kitchen,
layout design is based on the circulation flows in the kitchen,
washing, preparing, cooking, presenting,
each area is well organized and clean.






U shape kitchen design is a good fit for small kitchens

With U shape kitchen, people are always standing in the center. It's efficient and convenient for people preparing the meal.



Before

■ Stove and sink are located on the two ends of the kitchen, which is not convenient for preparing meals since people have to walk back and forth. In addition, the balcony area is not fully optimized.



After

■ Breaking the wall in-between the kitchen and balcony enlarges the kitchen. And U shape kitchen design makes the work flow more convenient and reasonable.



Tips for life



Pull-out basket

Sometimes things inside the wall cabinets are too high to reach, with pull-out basket, people can easily reach them.



Chimney hood cabinet

It not only provides the storage room for cereal and others, but covers up the top part of the chimney hood leaves a beautiful appearance.



Drawers underneath the stove

Squatting down to get things? Difficult to get things inside? Drawers can be extended to its full extension which makes everything so easy.



Wall hanging shelf

The biggest advantage of open shelves is that everything is at a glance and easy to access. It's safe and convenient using the sensor lights, bringing you the best kitchen experience.



Dish washer

Reduce the probability of husband and wife quarreling over housework.



Servery bar

Cooking with friends and family makes cooking more fun and enjoyable.

Open kitchen, more than cooking

In order to present a good appearance, water pipe is covered up, the quartz stone top is customized aligned with the wall. This kitchen design makes cooking, dining, and washing integrated perfectly.



Small open units

Small open units help with saving spaces for the countertop, maximizes the utilization of the operating area. In addition, its natural wood color embellishes the kitchen and brings more vitality.



Kitchen island delivers more happiness

A wide kitchen island provides more storage room and allows family members or friends prepare meals together. It also helps with improving the happiness of living by offering socializing and entertaining.





PARTIAL RENOVATION



Tatami, 12 creative styles that you may not know



open

PART 01

Dining Room

Tatami

The hidden storage room underneath the built-in seating improve the space utilization.



.....
PART
02

.....
Bedroom

Bay window utilization

This bay window is a good match for a customized window seat, which could be used as a bed but also provides the storage function.



Access to proposal by scan QR code



Access to proposal by scan QR code



.....
PART
03

.....
Kid's Room

Make a bed with bay window

Tatami is embedded into the bay window to make a bed, which saves more room for kids' to play.



Access to proposal by scan QR code

PART
04

Multi-function Room

Space saving,
amazing storage capacity.

Since this tatami integrates
storing goods, sleeping, working
and entertaining, it has come
widely popular in many families.



Access to product by scan QR code





Apartment for single

The designer created many considerate designs for the apartment bringing infinite possibilities to this limited space.



- The mirror sliding door separate the dining room and living room. With its mirror effect, resulting in an increase in the effect of space.



Access to proposal by scan QR code



Access to proposal by scan QR code



■ Customized cabinets underneath the stairs maximize the utilization of corners.



Access to proposal by scan QR code



■ Simplicity style is very popular for the singles.



Access to proposal by scan QR code





How to create a high efficient and comfortable area while working at home?

If there are two people in the family who need to work, then more working space is needed. And if you work alone, a small corner can become your office area.



Create a working area in living room

Comfortable working in the living room



Access to proposal by scan QR code



Access to proposal by scan QR code

A long bench for dining and working

Creative design to utilize every corner



Access to personal by scan QR code



Comfort is the first priority



Access to personal by scan QR code



■ Create a working area in bedroom



Access to proposal by scan QR code

Extend a desk from bookshelf



Utilization of corner space



Access to proposal by scan QR code



It's always good to bring natural light into the room



Access to proposal by scan QR code





How to customize the balcony?
Here are some inspirations for you!



Examples of balcony cabinets

Pipeline + Concave area



Change

Pipeline + Column + Storage




Change

■ Balcony & Laundry Area



■ Balcony renovation





Guangzhou Shangpin Home Collection Co., Ltd

Producer: Amazing Home Platform

Chief Editor: Meiyu Chen

Layout Design: Qingyin LI

Data Support: Huixin Ye

Subject Editor: Qianpin Li, Linagfeng Xiao

Case Study Support: Shangpin designers, Group R&D center

Printing: December, 2018

Edition: 2nd printed, April, 2019

Add: 35F, Tower A, G.T. Land Plaza, No.85 Huacheng Avenue, Zhujiang New Town,
Tianhe District, Guangzhou, China, 510623

Contact: 020-8110-5591, 020-8110-5674

Website: www.spzp.com

Copyright: The copyright of this publication belongs to Amazing Home Platform

Without permission, it may not be reproduced in any form.

Please indicate the source of the media for reprinting.